


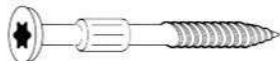


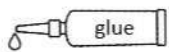






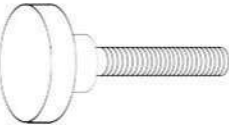

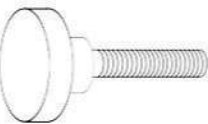
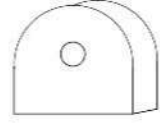
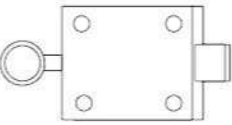
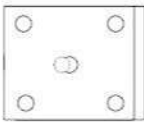





# Návod na stojan MONACO

2x S1		L = 35	2x S2		L = 50
2x S3		L = 35	8x C1		
8x D1			22x K1	 + 	
2x N1			2x M6		
2x S4		L = 26	20x S5		L = 16
1x			1x		
1x P1		L = 35	2x P3		
1x P2		L = 30	2x Z1		
1x X1			4x K1		
4x K2			1x C2		
			1x D2		

## Upozornenie!

Všetky súčiastky a časti monovať ručne. Neodporúčame používať elektrické náradie.

